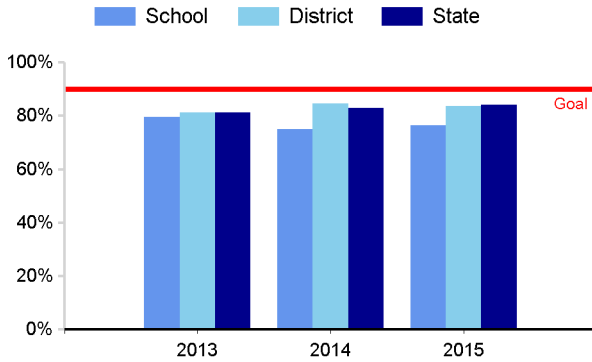


WHITEHORSE HIGH

SAN JUAN DISTRICT

Grades 10-12 School Year 2015-2016

Graduation Rate



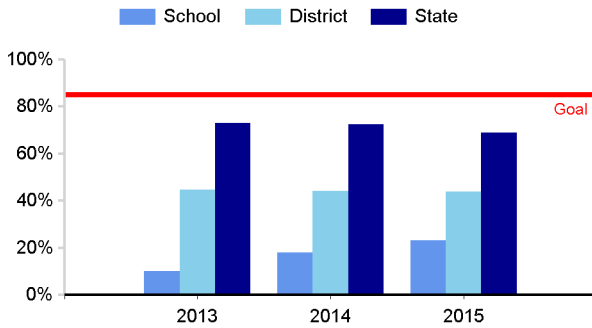
College Credit Earned

Percent of students enrolled in a minimum of 1.0 credit for grades 11 or 12

Concurrent Enrollment	3%
Advanced Placement	14%
CTE Courses	89%
International Baccalaureate	0%

60% of 11th and 12th grade students earned at least three credits in the college and career ready courses above.

ACT Scores



Percentage of students with ACT composite of 18 or higher
Prior to 2014, full participation in the ACT was elective in portions of the state

School Demographics

Enrollment	170
Race/Ethnic Minority	99%
English Learners	32%
Low Socio-Economic	100%
Students With Disabilities	18%
Chronic Absenteeism	56%
Mobility	20%

Academic Performance

Grade Span Tested: 10-12

Percent Proficient

SAGE Language Arts (ELA)	<10%
SAGE Math	<10%
SAGE Science	<10%

Student Group Percent Proficient

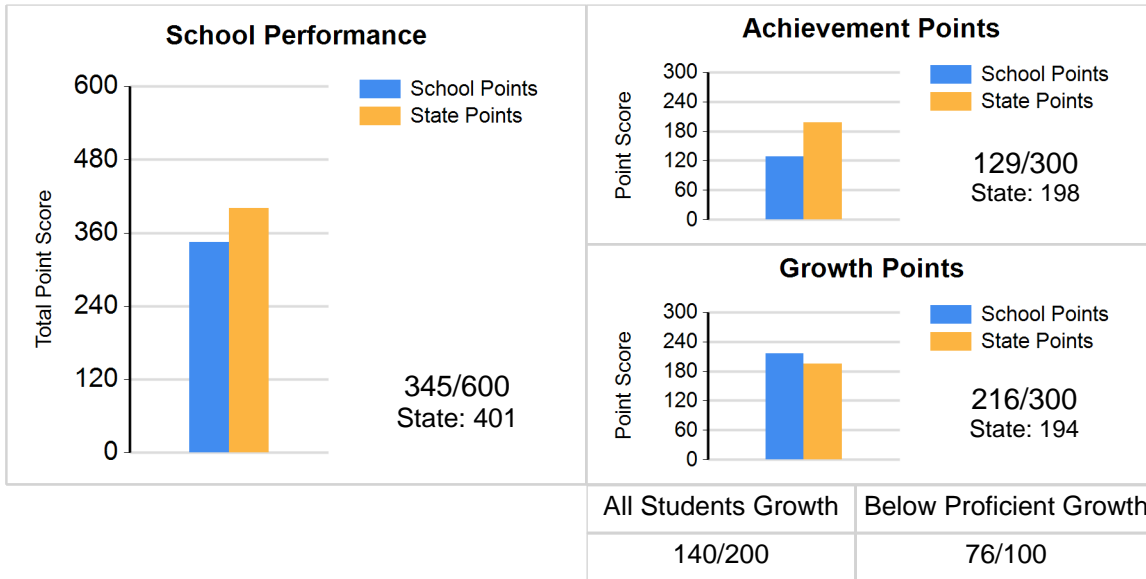
	ELA	Math	Science
Race/Ethnic Minority	<10%	<10%	<10%
English Learners	<10%	<10%	<10%
Low Socio-Economic	<10%	<10%	<10%
Students With Disabilities	<10%	<10%	<10%

School Snapshot

High School

Whitehorse High School is a 7th-12th grade Jr. high/high school serving located on the Navajo Indian reservation in the southeast corner of the state. 99% of the students are enrolled members of the Navajo Indian Tribe.

WHITEHORSE HIGH



All Students Growth	Below Proficient Growth
140/200	76/100

Participation Rate	
All Students	Below Proficient
99%	99%

College and Career Readiness	
Graduation Rate	Graduation Points
77%	115/150

	All Students Growth			Below Proficient Growth			Proficiency			
	MGP	# of Tests	Points	MGP	# of Tests	Points	Prof Rate	# of Tests	Points	Points Possible
English Language Arts	54.00	212	140	57.00	182	76	<10%	226	4	50
Math	58.00	197	155	63.00	173	87	<10%	226	5	50
Science	50.00	185	125	51.00	155	64	<10%	213	5	50
Average			140	Average		76	Sum		14	

* Of the tests that were expected to be taken, 0% were not taken due to parental exclusion. These expected tests were included in participation rates but excluded from proficiency rates.

	All Students MGP			Below Proficient MGP			Proficiency		
	School	LEA	State	School	LEA	State	School	LEA	State
10th Grade Language Arts	60.00	63.00	50.00	60.00	63.00	50.00	11%	32%	46%
11th Grade Language Arts	63.00	62.00	51.00	65.00	62.50	51.00	<10%	21%	39%
7th Grade Language Arts	19.00	54.00	50.00	16.50	54.00	50.00	<10%	25%	45%
8th Grade Language Arts	54.00	67.00	50.00	55.50	66.00	51.00	<10%	33%	43%
9th Grade Language Arts	63.50	63.50	50.00	63.50	63.00	50.00	12%	27%	42%
7th Grade Math	15.00	60.00	50.00	15.00	63.00	50.00	<10%	36%	49%
8th Grade Math	63.00	65.00	50.00	63.00	63.00	50.00	<10%	37%	46%
Secondary Math I	71.00	50.50	51.00	71.00	50.00	50.00	12%	31%	43%
Secondary Math II	75.00	55.00	51.00	75.50	63.00	50.00	12%	25%	39%
Secondary Math III	54.00	59.00	50.00	54.00	55.00	50.00	<10%	24%	48%
7th Grade Science	23.00	52.50	50.00	15.50	48.00	50.00	<10%	32%	48%
8th Grade Science	51.00	62.00	50.00	55.00	58.00	50.00	<10%	38%	50%
Biology	48.00	44.00	51.00	49.00	49.00	51.00	<10%	21%	45%
Earth Science	78.00	52.00	50.00	76.00	59.00	50.00	19%	38%	46%
Physics	44.00	44.00	50.00	44.00	43.00	50.00	12%	14%	50%

WHITEHORSE HIGH

		Whole School	Ethnicity							Economically Disadvantaged	Gender		Disability Status		Other	
			Asian	AFAm/Black	White	Hispanic/Latino	American Indian	Pacific Islander	Multiple Races		Female	Male	Students With Disabilities	Students With Disabilities (Accommodated)	English Learner	Migrant
English Language Arts	AS Growth MGP	54.00						53.50		54.00	58.00	47.00	28.00		51.50	
	BP Growth MGP	57.00						57.00		57.00	63.50	50.00	35.00		56.00	
	% Proficient	<10%						<10%		<10%	<10%	<10%	<10%		<10%	
10th Grade Language Arts	AS Growth MGP	60.00						59.00		60.00	61.00	56.50			60.00	
	BP Growth MGP	60.00						60.00		60.00	62.50	57.00			61.00	
	% Proficient	11%						<10%		11%	15%	<10%			10%	
11th Grade Language Arts	AS Growth MGP	63.00						63.00		63.00	71.00	47.50			83.00	
	BP Growth MGP	65.00						65.00		65.00	76.00	47.50			74.00	
	% Proficient	<10%						<10%		<10%	<10%	<10%			<10%	
7th Grade Language Arts	AS Growth MGP	19.00						19.00		19.00	16.50	20.00			19.50	
	BP Growth MGP	16.50						16.50		16.50						
	% Proficient	<10%						<10%		<10%	<10%				<10%	
8th Grade Language Arts	AS Growth MGP	54.00						54.00		54.00	60.00	49.00			39.50	
	BP Growth MGP	55.50						55.50		55.50	66.00	49.00			39.50	
	% Proficient	<10%						<10%		<10%	<10%	12%			<10%	
9th Grade Language Arts	AS Growth MGP	63.50						63.50		63.50	69.00	63.00			59.50	
	BP Growth MGP	63.50						63.50		63.50	73.00	63.00			59.50	
	% Proficient	12%						12%		12%	14%	10%			<10%	
Mathematics	AS Growth MGP	58.00						58.00		58.00	70.00	53.00	57.00		56.50	
	BP Growth MGP	63.00						63.00		63.00	72.00	54.00	58.00		68.50	
	% Proficient	10%						<10%		10%	13%	<10%	<10%		<10%	
7th Grade Math	AS Growth MGP	15.00						15.00		15.00	15.50	15.00			14.00	
	BP Growth MGP	15.00						15.00		15.00						
	% Proficient	<10%						<10%		<10%	12%	<10%			<10%	
8th Grade Math	AS Growth MGP	63.00						63.00		63.00	70.00	54.50			62.00	
	BP Growth MGP	63.00						63.00		63.00	66.50	55.00			62.00	
	% Proficient	<10%						<10%		<10%	15%	<10%			<10%	
Secondary Math I	AS Growth MGP	71.00						71.00		71.00	72.00	69.00				
	BP Growth MGP	71.00						71.00		71.00	71.50	69.00				
	% Proficient	12%						12%		12%	19%	<10%			<10%	
Secondary Math II	AS Growth MGP	75.00						75.00		75.00	86.00	59.00			71.00	
	BP Growth MGP	75.50						75.50		75.50	86.00	58.00			71.00	
	% Proficient	12%						11%		12%	17%	<10%			<10%	
Secondary Math III	AS Growth MGP	54.00						54.00		54.00	63.50	51.00			63.00	
	BP Growth MGP	54.00						54.00		54.00	63.50	51.00			63.00	
	% Proficient	<10%						<10%		<10%	<10%				<10%	

WHITEHORSE HIGH

Science	AS Growth MGP	50.00				50.00			50.00	52.00	49.50	37.00		50.00
	BP Growth MGP	51.00				51.00			51.00	53.50	51.00	35.00		48.50
	% Proficient	10%				<10%			10%	<10%	15%	<10%		<10%
7th Grade Science	AS Growth MGP	23.00				21.50			23.00	20.50	26.00			25.50
	BP Growth MGP	15.50				15.50			15.50					
	% Proficient	<10%				<10%			<10%	<10%	<10%			<10%
8th Grade Science	AS Growth MGP	51.00				51.00			51.00	56.00	39.00			44.50
	BP Growth MGP	55.00				55.00			55.00	57.00	45.00			44.50
	% Proficient	<10%				<10%			<10%	<10%	18%			<10%
Biology	AS Growth MGP	48.00				48.00			48.00	44.00	48.00			33.00
	BP Growth MGP	49.00				49.00			49.00	44.00	49.00			36.00
	% Proficient	<10%				<10%			<10%	<10%	11%			<10%
Earth Science	AS Growth MGP	78.00				78.00			78.00	80.00	76.00			67.50
	BP Growth MGP	76.00				76.00			76.00	79.50	76.00			67.50
	% Proficient	19%				17%			19%	17%	22%			<10%
Physics	AS Growth MGP	44.00				44.00			44.00	44.00	47.50			60.00
	BP Growth MGP	44.00				44.00			44.00	44.00	43.00			56.00
	% Proficient	12%				10%			12%	<10%	17%			20%